

## Fund Fact Sheet

## ALLIANZ INDO ASIA EQUITY FUND KELAS A

**Type of Fund**

Equity Mutual Fund

**Effective Date**

November 25th, 2016

**OJK Effective Statement Letter No.**

S-697/D.04/2016

**Launch Date**

January 6th, 2017

**Denomination**

Indonesian Rupiah

**Price (NAV) - IDR/Unit**

IDR 1,266.12

**Total Net Asset Value**

IDR 26.14 Billion

**Total NAV All Share Class**

IDR 62.67 Billion

**Total Unit Offered**

1,000,000,000.00 (One Billion) Units

**Minimum Initial Investment**

IDR 1,000,000.00 (One Million Rupiah)

**Minimum Regular Subscription / Top Up**

IDR 1,000,000.00 (One Million Rupiah)

**Valuation Period**

Daily

**Management Fee**

Max. 3.00% p.a

**Subscription Fee**

Max. 3.00% (of transaction amount)

**Redemption Fee**

Max. 2.00% (of transaction amount)

**Switching Fee**

Max. 0.50% (of transaction amount)

**Custodian Fee**

Max. 0.25% p.a

**Custodian Bank**

Standard Chartered Bank, Jakarta

**Benchmark**

JCI

**ISIN Code**

IDN000273505

**Subscription Account of Mutual Fund**

306-8085-5790

REKSA DANA ALLIANZ INDO-ASIA EQUITY FUND

KELAS A

For more information, please refer to the Mutual

Fund's Prospectus

**Investment Manager Profile**

PT. Allianz Global Investors Asset Management Indonesia (AllianzGI AM) is an Investment Manager registered and supervised by the Otoritas Jasa Keuangan (OJK), with license number KEP.01/BL/MI/2007. AllianzGI AM is a subsidiary of Allianz Global Investors, one of the World's Leading Investment Managers. Currently, AllianzGI AM has a total managed fund of more than IDR 9.39 trillion (as of November 28th, 2025), consisting of Mutual Fund and Customer Fund Management Contracts.

**Investment Objective**

To provide medium to long term capital appreciation to investors primarily through investment in equity securities offered through public offering and/or traded both on the domestic and foreign stock exchange.

**Investment Policy**

Equity	80% - 100%
Cash and/or Money Market	0% - 20%

**% Asset Allocation**

Equity	89.75%
Cash and/or Money Market	10.25%

**% Sectoral Allocation**

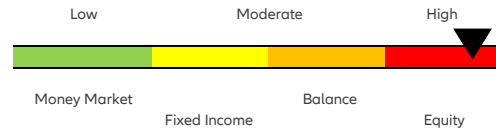
Energy	8.50%
Basic Materials	10.14%
Industrials	6.91%
Consumer Non-Cycl.	14.18%
Consumer Cycl.	4.03%
Healthcare	4.19%
Financials	34.42%
Properties & Real Est.	2.28%
Technology	3.44%
Infrastructures	8.66%
Transportation & Log.	3.25%

**Top Holdings (Alphabetic)**

No	Type	Securities Code	Composition (%)	Sector
1	Equity	AMMN	3.07	Basic Materials
2	Equity	AMRT	2.89	Consumer Non-Cycl.
3	Equity	ASII	4.79	Industrials
4	Equity	BBCA	9.86	Financials
5	Equity	BBNI	3.54	Financials
6	Equity	BBRI	7.56	Financials
7	Equity	BMRI	6.15	Financials
8	Equity	JSMR	2.60	Infrastructures
9	Equity	KLBF	2.67	Healthcare
10	Equity	TLKM	5.17	Infrastructures

**Investment Risk**

1. Risk of Changes in Economic and Politic Condition
2. Risk of Reduction in NAV of Each Participation Unit
3. Liquidity Risk
4. Change of Regulation Risk
5. Dissolution and Liquidation Risk
6. Currency Exchange Rate Risk
7. Risk of Securities Portfolio Concentration

**Risk Classification****Risk Description**

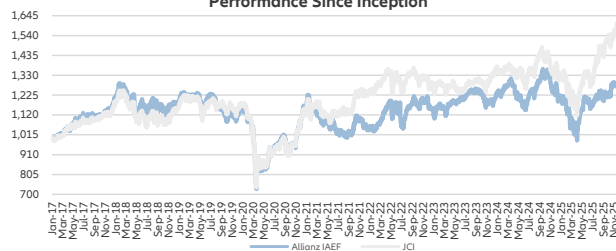
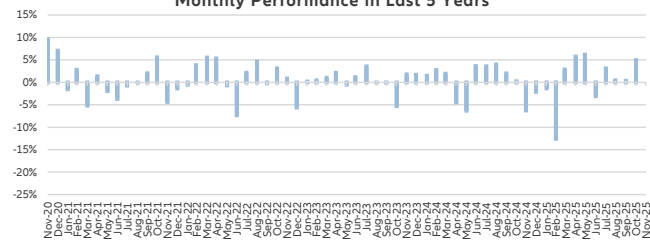
**Low:** This mutual fund has a relatively stable movement with limited growth potential. **Moderate:** This mutual fund has a low to moderate movement with moderate growth potential. **High:** This mutual fund has relatively volatile movements with relatively high growth potential.

**Fund Performance (%)**

Period	1 Month	3 Month	6 Month	1 Year	3 Year	5 Year	YTD	S.I.*
Allianz IAEF Kelas A	-1.04%	4.25%	4.60%	1.98%	3.83%	20.61%	4.20%	26.61%
Benchmark	4.22%	8.66%	18.57%	19.60%	20.16%	51.61%	20.18%	59.13%

\*Since Inception

<b>Highest Monthly Performance</b>	Nov-20	9.57%
<b>Lowest Monthly Performance</b>	Feb-25	-12.57%

**Performance Since Inception****Monthly Performance in Last 5 Years****Custodian Bank Profile**

Standard Chartered Bank has provided custodian services since 1991. Standard Chartered Bank is a Custodian Bank registered and licensed by the Financial Services Authority ("OJK") with permission from Bapepam No. Kep-35/PM.WK/1991 dated June 26, 1991.

INVESTMENT THROUGH MUTUAL FUNDS CONTAINS RISK. BEFORE DECIDE TO INVEST IN MUTUAL FUNDS, PROSPECTIVE INVESTORS MUST READ AND UNDERSTAND THE PROSPECTUS. PAST PERFORMANCE DOES NOT GUARANTEE/REFLECT AN INDICATION OF FUTURE PERFORMANCE.

OJK MAKES NO STATEMENT OF APPROVAL OR DISAPPROVAL OF THESE SECURITIES, NOR ANY STATEMENT OF THE ACCURACY OR ADEQUACY OF THE CONTENTS OF THIS MUTUAL FUND PROSPECTUS. ANY STATEMENT IN CONTRADICT WITH THESE MATTERS IS AN ILLEGAL ACT.

Mutual Funds are Capital Market products and not products issued by Selling Agents/Banking. The Selling Agent of Mutual Funds is not responsible for the demands and risks of managing the mutual fund portfolio made by the Investment Manager.

This product information summary does not replace the Mutual Fund Prospectus and was prepared by PT Allianz Global Investors Asset Management Indonesia is for informational purposes only and does not constitute an offer to buy or a request to sell. All information contained in this document is accurate. If necessary, investors are advised to seek professional opinion before making investment decisions. Past performance does not necessarily serve as a guide for future performance, nor is it an estimate made to give an indication of its future performance or trends.

PT Allianz Global Investors Asset Management Indonesia as the Investment Manager is licensed and supervised by OJK.

**PT. Allianz Global Investors Asset Management Indonesia**

World Trade Centre (WTC) 3 Building, 14th Floor, Jl. Jenderal Sudirman Kav. 29-31, Jakarta 12920, Indonesia | Telp: +6221-39525050

