

## Fund Fact Sheet

## Allianz Sri Kehati Index Fund



## Type of Fund

Equity Index Mutual Fund

## Effective Date

August 31st, 2017

## OJK Effective Statement Letter No.

S-502/PM.21/2017

## Launch Date

November 8th, 2017

## Denomination

Indonesian Rupiah

## Price (NAV) - IDR/Unit

IDR 1,070.73

## Total Asset Under Management

IDR 82.47 Billion

## Total Unit Offered

1,000,000,000.00 (One Billion) Units

## Minimum Initial Investment

IDR 100,000.00 (One Hundred Thousand Rupiah)

## Minimum Regular Subscription / Top Up

IDR 100,000.00 (One Hundred Thousand Rupiah)

## Valuation Period

Daily

## Management Fee

Max. 1.50% p.a

## Subscription Fee

Max. 3.00% (of transaction amount)

## Redemption Fee

Max. 2.00% (of transaction amount)

## Switching Fee

Max. 2.00% (of transaction amount)

## Index Usage Fee

Max 1.5 bps p.a of total AUM

## Custodian Fee

Max. 0.25% p.a

## Custodian Bank

HSBC Indonesia

## Benchmark

SRI-KEHATI Index

## ISIN Code

IDN000302304

## Subscription Account of Mutual Fund

0018-9129-0069

REKSA DANA INDEKS ALLIANZ SRI-KEHATI INDEX

FUND

For more information, please refer to the Mutual

Fund's Prospectus

## Investment Manager Profile

PT. Allianz Global Investors Asset Management Indonesia (AllianzGI AM) is an Investment Manager registered and supervised by the Otoritas Jasa Keuangan (OJK), with license number KEP.01/BL/MI/2007. AllianzGI AM is a subsidiary of Allianz Global Investors, one of the World's Leading Investment Managers. Currently, AllianzGI AM has a total managed fund of more than IDR 9.39 trillion (as of November 28th, 2025), consisting of Mutual Fund and Customer Fund Management Contracts.

## Investment Objective

Provide investment return that tracks the performance of SRI-KEHATI Index.

## Investment Policy

Equities in Sri Kehati Index	80% - 100%
Cash and/or Money Market	0% - 20%

## % Asset Allocation

Equities in Sri Kehati Index	99.74%
Cash and/or Money Market	0.26%

## % Sectoral Allocation

Energy	0.00%
Basic Materials	8.24%
Industrials	21.02%
Consumer Non-Cycl.	9.94%
Consumer Cycl.	0.87%
Healthcare	3.37%
Financials	52.04%
Properties & Real Est.	0.00%
Technology	2.71%
Infrastructures	1.81%
Transportation & Log.	0.00%

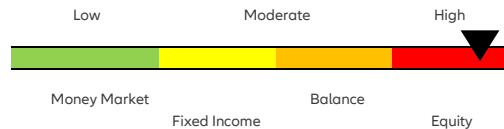
## Top Holdings (Alphabetic)

No	Type	Securities Code	Composition (%)	Sector
1	Equity	ANTM	3.28	Basic Materials
2	Equity	ASII	16.10	Industrials
3	Equity	BBCA	14.59	Financials
4	Equity	BBNI	8.38	Financials
5	Equity	BBRI	13.37	Financials
6	Equity	BMRI	14.86	Financials
7	Equity	EMTK	2.71	Technology
8	Equity	INDF	4.19	Consumer Non-Cycl.
9	Equity	KLBF	2.90	Healthcare
10	Equity	UNTR	4.95	Industrials

## Investment Risk

1. Risk of Changes in Economic and Politic Condition
2. Default Risk
3. Liquidity Risk
4. Risk of Reduction in NAV of Each Participation Unit
5. Dissolution and Liquidation Risk

## Risk Classification



## Risk Description

**Low:** This mutual fund has a relatively stable movement with limited growth potential. **Moderate:** This mutual fund has a low to moderate movement with moderate growth potential. **High:** This mutual fund has relatively volatile movements with relatively high growth potential.

## Fund Performance (%)

Period	1 Month	3 Month	6 Month	1 Year	3 Year	5 Year	YTD	S.I.*
Allianz Sri Kehati	-1.08%	2.61%	-0.06%	1.06%	-6.89%	15.46%	4.48%	7.07%
Benchmark	-0.96%	2.60%	-0.27%	-2.61%	-13.82%	7.61%	1.07%	2.90%

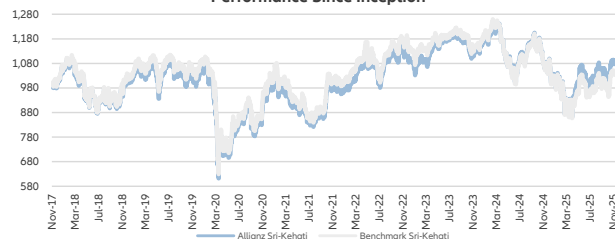
\*Since Inception 8 November 2017

## Highest Monthly Performance

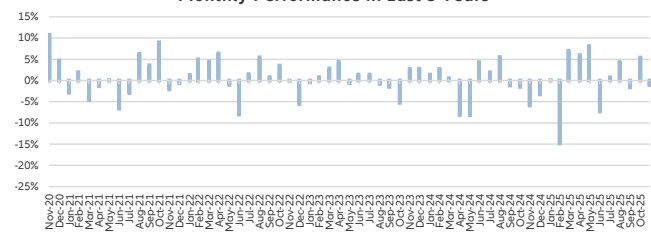
Lowest Monthly Performance

Nov-20	10.74%
Feb-25	-14.81%

## Performance Since Inception



## Monthly Performance in Last 5 Years



## Custodian Bank Profile

PT. Bank HSBC Indonesia (formerly PT. Bank Ekonomi Raharja), which has been operating in Indonesia since 1989, is part of the HSBC Group and has a license from OJK to operate as a custodian in the capital market based on decision No. KEP02/PM.2/2017 dated 20 January 2017. PT Bank HSBC Indonesia is licensed and supervised by the OJK.

INVESTMENT THROUGH MUTUAL FUNDS CONTAINS RISK. BEFORE DECIDE TO INVEST IN MUTUAL FUNDS, PROSPECTIVE INVESTORS MUST READ AND UNDERSTAND THE PROSPECTUS. PAST PERFORMANCE DOES NOT GUARANTEE/REFLECT AN INDICATION OF FUTURE PERFORMANCE. OJK MAKES NO STATEMENT OF APPROVAL OR DISAPPROVAL OF THESE SECURITIES, NOR ANY STATEMENT OF THE ACCURACY OR ADEQUACY OF THE CONTENTS OF THIS MUTUAL FUND PROSPECTUS. ANY STATEMENT IN CONTRADICTION WITH THESE MATTERS IS AN ILLEGAL ACT.

Mutual Funds are Capital Market products and not products issued by Selling Agents/Banking. The Selling Agent of Mutual Funds is not responsible for the demands and risks of managing the mutual fund portfolio made by the Investment Manager. This product information summary does not replace the Mutual Fund Prospectus and was prepared by PT Allianz Global Investors Asset Management Indonesia for informational purposes only and does not constitute an offer to buy or a request to sell. All information contained in this document is accurate. If necessary, investors are advised to seek professional opinion before making investment decisions. Past performance does not necessarily serve as a guide for future performance, nor is it an estimate made to give an indication of its future performance or trends.

PT Allianz Global Investors Asset Management Indonesia as the Investment Manager is licensed and supervised by OJK

## PT. Allianz Global Investors Asset Management Indonesia

World Trade Centre (WTC) 3 Building, 14th Floor, Jl. Jenderal Sudirman Kav. 29-31, Jakarta 12920, Indonesia | Telp: +6221-39525050

Access The Prospectus for more complete information can be accessed on <https://id.allianzgi.com>. In accordance with the OJK regulations, confirmation letter of the subscription of Mutual Funds, redemption of Mutual Funds, and the Switching of Mutual Funds is a valid legal proof of ownership of the Mutual Funds issued or sent by the Custodian Bank. In the event that there is a Securities Ownership Reference facility (AKSES), the Unit Holder may view the Mutual Fund ownership through the <https://akses.ksei.co.id>

